

Synthesis of 3-*exo*-Aroylhexahydroindoles via Sequential Gold(I)-Catalyzed Claisen-Type Rearrangement–Epimerization Reactions of *cis*-4-[*N*-Tosyl-*N*-(3-arylprop-2-ynyl)amino]cyclohex-2-en-1-ols

Chia-Jung Liang, Xuan-Yi Jiang, Ming-Chang P. Yeh*

Department of Chemistry, National Taiwan Normal University, 88 Ding-Jou Road, Section 4, Taipei 11677, Taiwan, R. O. C.
Fax +886(2)29324249; E-mail: cheyeh@ntnu.edu.tw

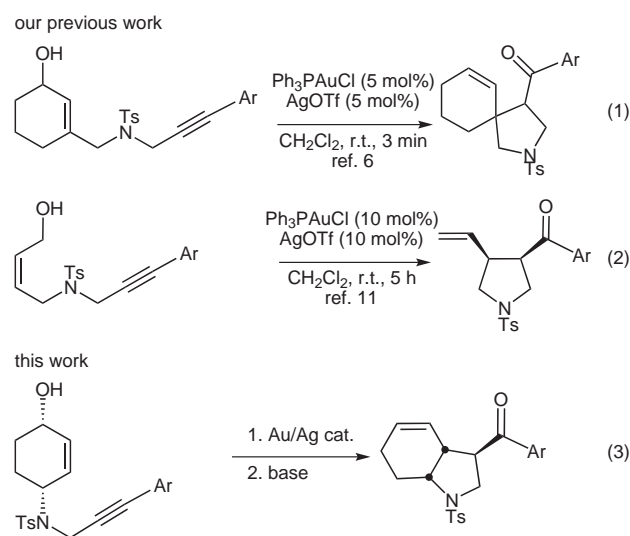
Received: 18.03.2014; Accepted after revision: 22.04.2014

Abstract: A two-step process for the synthesis of 3-*exo*-aroylhexahydroindoles is described. *cis*-4-[*N*-Tosyl-*N*-(3-arylprop-2-ynyl)amino]cyclohex-2-en-1-ols were cycloisomerized with a catalytic amount of chloro(triphenylphosphine)gold(I)/silver(I) hexafluoroantimonate (AuPPh₃Cl/AgSbF₆); subsequent base treatment of the crude mixture provided 3-*exo*-aroylhexahydroindoles in good yields and complete stereoselectivity. A key step involving a 9-*endo*-dig attack of the hydroxyl group onto the gold-activated alkyne is proposed. The resulting allyl vinyl ether intermediate underwent a gold-assisted [3,3]-sigmatropic rearrangement to form 3-*exo*-3-*exo*-aroylhexahydroindole derivatives.

Key words: alcohols, alkynes, cyclization, ethers, indoles

Nitrogen-containing heterobicycles are of great interest because of their ubiquity and wide range of biological activities.¹ Transition metal-assisted hydroamination of unsaturated C–C bonds has been widely employed in the construction of hexahydroindole scaffolds. Several efforts towards the synthesis of hexahydroindoles include the zirconium-promoted reductive cyclization of *N*-benzyl-*N*-(cyclohex-2-enyl)propargylamines,² the palladium-catalyzed intramolecular olefin allylation of *N*-containing 1-acetoxy-2,7-dienes,^{3a} the palladium-catalyzed coupling/cyclization reaction of cyclic *N*-containing 1,6-enynes with aryl halides,^{3b} the nickel-catalyzed intramolecular allylation/carbonylation of *N*-containing dienyl acetates,⁴ the gold(I)-catalyzed double cyclization of 3,7-dienylsulfonamide,^{5a} and the gold(I)-catalyzed intramolecular 1,4-hydroamination of cyclic 1,3-dienes.^{5b} In our previous study (Scheme 1),⁶ we reported a gold-catalyzed Claisen-type rearrangement^{7–10} of cyclic 8-aryl-5-aza-2-en-7-yn-1-ols, leading to azaspirocyclic ketones in 90% yield as a 1:1 mixture of diastereomers (1).⁶ Similar results were obtained upon treatment of the acyclic analogues (Z)-8-aryl-5-azaoc-2-en-7-yn-1-ols with a catalytic amount of the gold cationic species, affording *cis*-3-acyl-4-alkenylpyrrolidines (2).¹¹ We envision that introducing an *N*-(3-arylpropargyl)-*N*-tosylamine tether at the C-4 position of the cyclohex-2-en-1-ol ring should lead to fused heterobicyclic skeletons under gold-catalyzed conditions (3). Herein, we describe a sequential

gold(I)-catalyzed Claisen-type rearrangement–epimerization reaction to prepare 3-*exo*-aroylhexahydroindole derivatives from *cis*-4-[*N*-tosyl-*N*-(3-arylprop-2-ynyl)amino]cyclohex-2-en-1-ols (3). The reaction path leading to 3-*exo*-aroylhexahydroindoles may be initiated with a nucleophilic 9-*endo*-dig addition of the hydroxy group onto the gold-activated alkyne,¹² providing an allyl vinyl ether intermediate which undergoes a gold-assisted [3,3]-sigmatropic rearrangement to furnish the heterobicyclic skeleton.



Scheme 1 Gold-catalyzed Claisen-type rearrangements of nitrogen-containing enynols

We began our studies with the parent *cis*-4-[*N*-tosyl-*N*-(3-phenylprop-2-ynyl)amino]cyclohex-2-en-1-ol (**1a**), which is available by epoxidation of cyclohexa-1,3-diene with *m*-chloroperoxybenzoic acid (see Supporting Information for details).^{13–15} Compound **1a** was subjected to various catalysts and sets of conditions (Table 1). When exposed to chloro(triphenylphosphine)gold(I)/silver(I) trifluoromethanesulfonate (AuPPh₃Cl/AgOTf, 10 mol%) in dichloromethane at 20 °C for 24 hours, **1a** formed 3-benzoylhexahydroindole **2a** in only 5% isolated yield with low *exo/endo* stereoselectivity (*exo*-**2a**/*endo*-**2b** = 3:2, entry 1). Unfortunately, **1a** decomposed upon heating in the presence of the chloro(triphenylphosphine)gold(I)/silver(I) trifluoromethanesulfonate (10 mol%) catalyst system in dichloromethane at 40 °C (entry 2). No reaction occurred when chloro(triphenylphos-

SYNTHESIS 2014, 46, 2220–2224

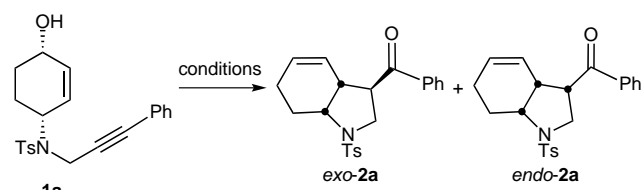
Advanced online publication: 02.06.2014

DOI: 10.1055/s-0033-1339129; Art ID: ss-2014-f0190-op

© Georg Thieme Verlag Stuttgart · New York

phine)gold(I)/silver(I) bis(trifluoromethanesulfonyl)imide (AuPPh₃Cl/AgNTf₂, 10 mol%) was used as the catalyst system (entry 3). The use of silver(I) hexafluoroantimonate (AgSbF₆) as the silver salt additive with chloro(triphenylphosphine)gold(I) (10 mol%) in dichloromethane at 20 °C for 30 minutes delivered *exo*-**2a** and *endo*-**2b** in 55% yield (*exo/endo* = 1:1, entry 4). Delightfully, the cycloisomerization reaction was completed in four minutes when **1a** was reacted with chloro(triphenylphosphine)gold(I) and silver(I) hexafluoroantimonate (10 mol%) in dichloromethane at 40 °C, generating *exo*-**2a** and *endo*-**2b** with 2:3 *exo/endo* selectivity in 78% yield (entry 5). When **1a** was treated with the same catalyst system in dichloromethane at 0 °C, the reaction required a longer time (3 h) and produced the same amounts of *exo* and *endo* isomers in 68% yield (entry 6).

Table 1 Optimization of Catalyst and Conditions



Entry	Catalyst (10 mol%)	Conditions	Yield (%) ^a	Ratio <i>exo/endo</i> ^b
1	AuPPh ₃ Cl, AgOTf	CH ₂ Cl ₂ , 20 °C, 24 h	5	3:2
2	AuPPh ₃ Cl, AgOTf	CH ₂ Cl ₂ , 40 °C, 6 h	0	–
3	AuPPh ₃ Cl, AgNTf ₂	CH ₂ Cl ₂ , 20 °C, 12 h	0	–
4	AuPPh ₃ Cl, AgSbF ₆	CH ₂ Cl ₂ , 20 °C, 30 min	55	1:1
5	AuPPh ₃ Cl, AgSbF ₆	CH ₂ Cl ₂ , 40 °C, 4 min	78	2:3
6	AuPPh ₃ Cl, AgSbF ₆	CH ₂ Cl ₂ , 0 °C, 3 h	68	1:1
7	AuPPh ₃ Cl, AgSbF ₆	DCE, 25 °C, 2 h	44	3:2
8	AuPPh ₃ Cl, AgSbF ₆	DCE, 80 °C, 2 min	77	2:3
9	AuPPh ₃ Cl, AgSbF ₆	toluene, 25 °C, 5 h	22	3:2
10	AuPPh ₃ Cl, AgSbF ₆	toluene, 80 °C, 2 min	39	3:2
11	AuPPh ₃ Cl, AgPF ₆	DCE, 80 °C, 12 h	6	1:1
12	IPrAuCl, AgSbF ₆	CH ₂ Cl ₂ , 40 °C, 24 h	30	1:1
13	Tf ₂ NH	CH ₂ Cl ₂ , 20 °C, 12 h	11	3:2
14	AuCl ₃	CH ₂ Cl ₂ , 20 °C, 12 h	0	–
15	AgSbF ₆	CH ₂ Cl ₂ , 40 °C, 24 h	0	–
16	PtCl ₂	CH ₂ Cl ₂ , 20 °C, 24 h	0	–

^a All reactions were conducted under N₂ and yields were obtained after flash column chromatography over silica gel.

^b Determined by 400 MHz ¹H NMR analysis of the crude reaction mixture.

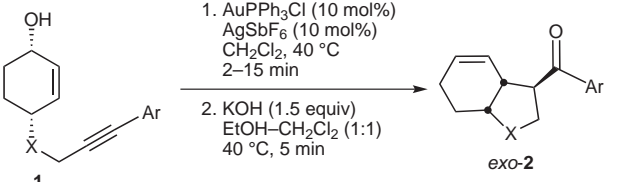
Changing the solvent to 1,2-dichloroethane afforded **2a** in 44% yield (*exo/endo* = 3:2) (Table 1, entry 7). Increasing

the temperature to 80 °C in 1,2-dichloroethane provided **2a** in 2 min with a 2:3 *exo/endo* selectivity in 77% yield. (entry 8). The use of toluene at either 25 or 80 °C diminished the yield of **2a** (entries 9 and 10). Switching to silver(I) hexafluorophosphate (10 mol%) as the silver salt additive in 1,2-dichloroethane at 80 °C led to **2a** in only 6% yield (entry 11). Employing the *N*-heterocyclic carbene gold catalyst IPrAuCl [IPr = 1,3-bis(diisopropylphenyl)imidazol-2-ylidene] with silver(I) hexafluoroantimonate in dichloromethane at 40 °C for 24 hours failed to improve the yield and stereoselectivity of **2a** (entry 12). Moreover, the Brønsted acid trifluoromethanesulfonamide (Tf₂NH, entry 13), was ineffective and gave **2a** in only 11% yield. Subjecting **1a** to gold(III) chloride (10 mol%), silver(I) hexafluoroantimonate (10 mol%), or platinum(II) chloride (10 mol%) in dichloromethane at 40 °C led predominantly to the recovery of **1a** in each case (entries 14–16). Thus, entry 5 (10 mol% of AuPPh₃Cl and AgSbF₆, CH₂Cl₂, 40 °C) was chosen as the optimal reaction conditions. It is of note that the corresponding *trans*-4-[*N*-tosyl-*N*-(3-phenylprop-2-ynyl)amino]cyclohex-2-en-1-ol (**3**) failed to undergo cycloisomerization with various gold(I)/silver(I) catalyst systems.

Although the *exo/endo* selectivity was poor in all cases, the mixture of *exo* and *endo* isomers can be separated easily by simple flash column chromatography over silica gel. Structural assignments for *exo*-**2a** and *endo*-**2a** were established by their ¹H NMR spectral data. The stereochemistry assignment for *endo*-**2a** was based on the characteristic upfield shift, $\delta = 4.96$, of the vinyl proton at C-4, while the vinyl proton at C-4 of *exo*-**2a** appears at $\delta = 5.42$. The observed upfield shift of the vinyl proton for *endo*-**2a** may result from a shielding effect of the *endo*-benzoyl moiety. These assignments were further secured by X-ray diffraction analysis of both *exo*-**2a** and *endo*-**2a**.¹⁶

Since *endo*-**2a** can be epimerized to the thermodynamically more stable *exo*-**2a** under basic conditions, it would be practical to obtain the *exo* isomer exclusively by treatment of the crude *exo* and *endo* mixture with base after the initial cycloisomerization reaction. Thus, **1a** was treated with the catalyst system (10 mol% AuPPh₃Cl/AgSbF₆) in dichloromethane at 40 °C for six minutes. The crude mixture was then filtered through a pad of Celite. The filter cake was eluted with dichloromethane (ca. 10 mL). The solvent was removed and the resulting residue was subjected to potassium hydroxide in dichloromethane–ethanol (1:1) at 40 °C for five minutes to give *exo*-**2a** as the only isomer in 73% yield after flash column chromatography (silica gel). As shown in Table 2, *exo*-**2a–I** were obtained in 55–83% yield (over two steps).

As shown in Table 2, substrates bearing an electron-neutral or -rich arene at the alkyne terminus were found to be successful, affording the desired 3-aryloxyhexahydroindoles *exo*-**2a–g** in yields of 55–78% over two steps (entries 1–7). It was found that a bromine atom at the C-4 position of the phenyl ring (**1h**) has no influence on the catalytic activity, as *exo*-**2h** was isolated in 83% yield (entry 8).

Table 2 Sequential Gold(I)-Catalyzed Cycloisomerization–Epimerization Reactions of **1**


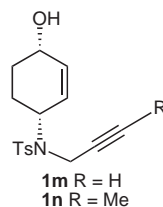
Entry	Ar	Substrate	X	Yield (%) ^a
1	Ph	1a	NTs	73 (<i>exo-2a</i>)
2	4-MeC ₆ H ₄	1b	NTs	75 (<i>exo-2b</i>)
3	3-MeC ₆ H ₄	1c	NTs	58 (<i>exo-2c</i>)
4	4-PhC ₆ H ₄	1d	NTs	55 (<i>exo-2d</i>)
5	1-naphthyl	1e	NTs	70 (<i>exo-2e</i>)
6	4-MeOC ₆ H ₄	1f	NTs	57 (<i>exo-2f</i>)
7	3-MeOC ₆ H ₄	1g	NTs	78 (<i>exo-2g</i>)
8	4-BrC ₆ H ₄	1h	NTs	83 (<i>exo-2h</i>)
9	3-EtO ₂ CC ₆ H ₄	1i	NTs	25 (<i>exo-2i</i>) ^b
10	4-O ₂ NC ₆ H ₄	1j	NTs	15 (<i>exo-2j</i>) ^b
11	Ph	1k	NSO ₂ Ph	80 (<i>exo-2k</i>)
12	Ph	1l	NSO ₂ Mes	56 (<i>exo-2l</i>)

^a Yields were obtained after column chromatography over silica gel.

^b Products were obtained after gold-catalyzed cyclization followed by separation by column chromatography over silica gel.

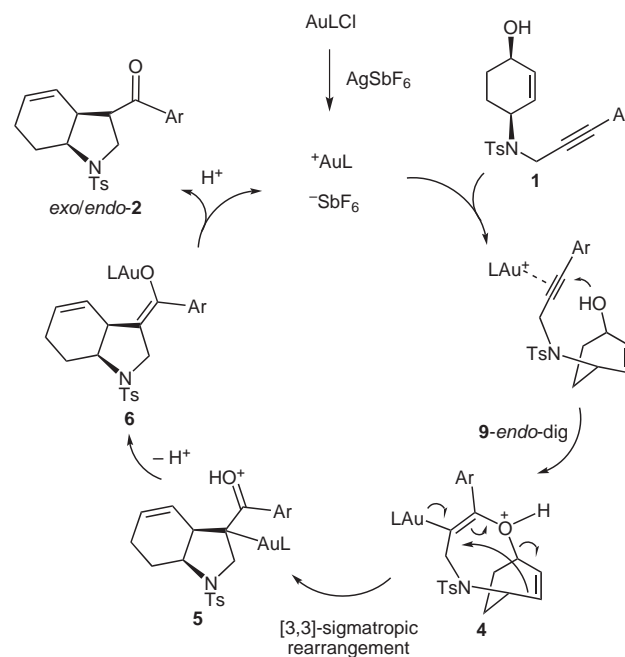
However, the presence of an electron-withdrawing ester or nitro substituent on the phenyl ring, for example in **1i** and **1j**, resulted in the alkyne being less reactive, delivering the corresponding 3-aryloxyhexahydroindoles *exo-2i* and *exo-2j* in 25 and 15% yield, respectively, after gold-catalyzed cyclization/epimerization and purification by column chromatography over silica gel. (entries 9 and 10). Other nitrogen-protecting groups such as phenyl sulfonate, in **1k** (entry 11), and 2,4,6-trimethylphenyl sulfonate, in **1l** (entry 12), were readily allowed and afforded *exo-2k* and *exo-2l* in 80 and 56% yield, respectively. Unfortunately, treatment of substrates having a hydrogen or methyl group at the alkyne terminus, for example **1m** and **1n** (Figure 1), with the gold catalyst (AuPPh₃Cl and AgSbF₆) in dichloromethane gave a complex mixture of unidentified products in both cases.

The postulated reaction path for the formation of **2** via gold(I)-catalyzed cycloisomerization of **1** is depicted in Scheme 2. First, coordination of the alkyne to the cationic gold center, generated from chloro(triphenylphosphine)gold(I) and silver(I) hexafluoroantimonate, forms the gold(I)–alkyne species. Attack of the *cis*-hydroxyl group onto the gold-activated alkyne in a 9-*endo*-dig fashion provides the allyl vinyl ether intermediate **4**. Therefore, the failure of gold-catalyzed cycloisomerization of

**Figure 1** Structures of **1m** and **1n**

the *trans* isomer **3** indicates that the 9-*endo*-dig process could only take place when the hydroxyl and alkyne moieties are on the same face of the six-membered ring. Subsequently, a gold-assisted [3,3]-sigmatropic rearrangement of **4** gives the bicyclic intermediate **5** containing a carbon–gold bond at the α -position of the carbonyl group. The *cis* stereochemistry of the fused bicycle **5** is fixed by the vinylgold moiety aligned to the face of the six-membered ring where the tether resides. Deprotonation and tautomerization of **5** gives oxygen-bound gold enolate **6**. Protonation of enolate **6** provides hexahydroindole **2** as a mixture of *exo/endo* isomers and regenerates the gold(I) catalyst into the catalytic cycle. However, a stepwise reaction involving an activation of the allylic alcohol by gold(I) cannot be ruled out.¹⁷ Addition of the allylgold moiety and the hydroxyl residue across the alkyne followed by tautomerization of the resulting enol furnishes *exo/endo-2*.

In summary, we have described a practical and convenient synthesis of 3-*exo*-aryloxyhexahydroindoles by gold-catalyzed cycloisomerization of 4-[*N*-tosyl-*N*-(3-arylprop-2-ynyl)amino]cyclohex-2-en-1-ols and subsequent epimerization with base. The advantages of this method are

**Scheme 2** A plausible mechanism for the formation of hexahydroindole **2**

short reaction times, mild reaction conditions, and good yields. Further studies to reveal the reaction path are currently underway in our laboratory.

All reactions were performed with oven-dried glassware under a N₂ atmosphere. All organic solvents were dried by passing through a column of alumina. Melting points were determined in open capillaries and are uncorrected. ¹H NMR spectra were obtained with 400 and 500 MHz spectrometers. The chemical shifts are reported in ppm with either TMS (δ = 0.00) or CHCl₃ (δ = 7.26) as internal standard. ¹³C NMR spectra were recorded on 100 and 125 MHz spectrometers with CDCl₃ (δ = 77.0) as the internal standard. IR spectra were recorded of samples prepared as CH₂Cl₂ solutions. Mass spectra were determined by using a spectrometer operating at an ionization potential of 70 eV. High-resolution mass spectra were obtained on a double-focusing mass spectrometer.

Gold(I)-Catalyzed Cycloisomerization Reaction of *cis*-4-[*N*-Tosyl-*N*-(3-arylprop-2-ynyl)amino]cyclohex-2-en-1-ols; General Procedure (I)

To a solution solution of **1a** (80 mg, 0.2 mmol) in CH₂Cl₂ (2 mL) were added Ph₃PAuCl (10 mg, 0.02 mmol) and AgSbF₆ (7 mg, 0.02 mmol) at 40 °C under an atmosphere of N₂. The reaction mixture was stirred until **1a** was consumed, as monitored by TLC. The reaction mixture was filtered through a bed of Celite and concentrated to give the crude mixture, which was purified by flash column chromatography (silica gel, EtOAc–hexanes, 5:95) to give *exo*-**2a** and *endo*-**2a**.

exo-3-Benzoyl-1-tosyl-2,3,3a,6,7,7a-hexahydro-1*H*-indole (*exo*-**2a**)

Yield: 24 mg (0.063 mmol, 31%); white solid; mp 151–152 °C.

Crystals suitable for X-ray diffraction analysis were grown from CH₂Cl₂ and hexanes.

IR (CH₂Cl₂): 3029, 2924, 1682, 1598, 1449, 1345, 1165, 1039 cm⁻¹.

¹H NMR (500 MHz, CDCl₃): δ = 7.88–7.84 (m, 2 H), 7.69 (d, *J* = 8.2 Hz, 2 H), 7.60 (t, *J* = 7.4 Hz, 1 H), 7.47 (t, *J* = 8.0 Hz, 2 H), 7.29 (d, *J* = 8.0 Hz, 2 H), 5.81 (dtt, *J* = 9.9, 2.5, 2.1 Hz, 1 H), 5.42 (d, *J* = 9.9 Hz, 1 H), 3.89–3.84 (m, 1 H), 3.84–3.77 (m, 2 H), 3.27 (t, *J* = 9.2 Hz, 1 H), 2.71 (br s, 1 H), 2.44 (s, 3 H), 2.25–2.15 (m, 2 H), 2.11–2.02 (m, 1 H), 1.85–1.76 (m, 1 H).

¹³C NMR (125 MHz, CDCl₃): δ = 197.7, 143.6, 136.1, 134.0, 133.8, 129.8, 129.6, 128.8, 128.5, 127.5, 125.1, 58.4, 51.2, 50.1, 41.7, 27.9, 23.0, 21.5.

ESI-MS: *m/z* = 404.1 [M + Na]⁺.

HRMS (ESI): *m/z* [M + Na]⁺ calcd for C₂₂H₂₃NO₃NaS: 404.1297; found: 404.1305.

endo-3-Benzoyl-1-tosyl-2,3,3a,6,7,7a-hexahydro-1*H*-indole (*endo*-**2a**)

Yield: 36 mg (0.094 mmol, 47%); white solid; mp 152–153 °C.

Crystals suitable for X-ray diffraction analysis were grown from CH₂Cl₂ and hexanes.

IR (CH₂Cl₂): 3028, 2919, 1678, 1598, 1340, 1157, 1091 cm⁻¹.

¹H NMR (500 MHz, CDCl₃): δ = 7.82–7.77 (m, 4 H), 7.57 (t, *J* = 7.4 Hz, 1 H), 7.44 (d, *J* = 8.0 Hz, 2 H), 7.36 (d, *J* = 8.1 Hz, 2 H), 5.93–5.85 (m, 1 H), 4.96 (d, *J* = 10.2 Hz, 1 H), 4.12 (br s, 1 H), 3.78 (t, *J* = 11.2 Hz, 1 H), 3.66 (dd, *J* = 11.8, 6.9 Hz, 1 H), 3.42 (dt, *J* = 10.6, 7.0 Hz, 1 H), 3.23 (br s, 1 H), 2.46 (s, 3 H), 2.37–2.30 (m, 1 H), 2.27–2.17 (m, 1 H), 1.90 (d, *J* = 17.2 Hz, 1 H), 1.67–1.59 (m, 1 H).

¹³C NMR (125 MHz, CDCl₃): δ = 197.5, 143.5, 136.4, 135.4, 133.5, 132.2, 129.8, 128.8, 127.9, 127.5, 122.0, 59.5, 48.9, 48.9, 42.5, 26.0, 21.5, 19.6.

ESI-MS: *m/z* = 404.1 [M + Na]⁺.

HRMS (ESI): *m/z* [M + Na]⁺ calcd for C₂₂H₂₃NO₃NaS: 404.1297; found: 404.1307.

Sequential Gold(I)-Catalyzed Cycloisomerization–Epimerization of *cis*-4-[*N*-Tosyl-*N*-(3-arylprop-2-ynyl)amino]cyclohex-2-en-1-ols; General Procedure (II)

To a solution of the crude mixture of *exo*-**2a** and *endo*-**2a**, obtained from General Procedure (I), in CH₂Cl₂ (2 mL) and EtOH (2 mL) was added KOH (0.017 g, 0.30 mmol) and then the mixture was heated to 40 °C. The mixture was stirred at 40 °C until no trace of the *endo* isomer was detected by TLC (ca. 5 min). The reaction mixture was then extracted with H₂O (5 mL) and CH₂Cl₂ (3 × 5 mL). The crude oil was purified by flash column chromatography (silica gel, EtOAc–hexanes, 1:20); this afforded *exo*-**2a** as the only product isolated.

Yield: 55 mg (0.145 mmol, 73%).

The analytical data of *exo*-**2a** are consistent with those obtained previously.

Acknowledgment

This work has been supported by the National Science Council (NSC 101-2113-M-003-002-MY3) and the National Taiwan Normal University.

Supporting Information for this article is available online at <http://www.thieme-connect.com/products/ejournals/journal/10.1055/s-00000084>, including complete experimental procedures, analytical data, NMR spectra, and X-ray diffraction analyses.

References

- (a) Baldwin, S. W.; Debenham, J. S. *Org. Lett.* **2000**, *2*, 99. (b) Mori, M.; Kuroda, S.; Zhang, C.-S.; Sato, Y. *J. Org. Chem.* **1997**, *62*, 3263. (c) Rigby, J. H.; Cavezza, A.; Heeg, M. J. *J. Am. Chem. Soc.* **1998**, *120*, 3664. (d) Wipf, P.; Kim, Y.; Goldstein, D. M. *J. Am. Chem. Soc.* **1995**, *117*, 11106. (e) Johnson, P. D.; Sohn, J.-H.; Rawal, V. H. *J. Org. Chem.* **2006**, *71*, 7899. (f) Schwartz, B. D.; White, L. V.; Banwell, M. G.; Willis, A. C. *J. Org. Chem.* **2011**, *76*, 8560. (g) Fukuta, Y.; Ohshima, T.; Gnanadesikan, V.; Shibuguchi, T.; Nemoto, T.; Kisugi, T.; Okino, T.; Shibasaki, M. *Proc. Natl. Acad. Sci. U.S.A.* **2004**, *101*, 5433. (h) Wipf, P.; Rector, S. R.; Takahashi, H. *J. Am. Chem. Soc.* **2002**, *124*, 14848. (i) Guérard, K. C.; Guérinot, A.; Bouchard-Aubin, C.; Ménard, M.-A.; Lepage, M.; Beaulieu, M. A.; Canesi, S. *J. Org. Chem.* **2012**, *77*, 2121. (j) Hanessian, S.; Dorich, S.; Menz, H. *Org. Lett.* **2013**, *15*, 4134. (k) Liégault, B.; Tang, X.; Bruneau, C.; Renaud, J.-L. *Eur. J. Org. Chem.* **2008**, 934. (l) Sayago, F. J.; Laborda, P.; Calaza, M. I.; Jiménez, A. I.; Cativiela, C. *Eur. J. Org. Chem.* **2011**, *11*, 2011. (m) Darses, B.; Michaelides, I. N.; Sladojevich, F.; Ward, J. W.; Rzepa, P. R.; Dixon, D. J. *Org. Lett.* **2012**, *14*, 1684. (n) Van Goietsenoven, G.; Andolfi, A.; Lallemand, B.; Cimmino, A.; Lamoral-Theys, D.; Gras, T.; Abou-Donia, A.; Dubois, J.; Lefranc, F.; Mathieu, V.; Kornienko, A.; Kiss, R.; Evidente, A. *J. Nat. Prod.* **2010**, *73*, 1223.
- (2) Mori, M.; Uesaka, N.; Saitoh, F.; Shibasaki, M. *J. Org. Chem.* **1994**, *59*, 5643.
- (3) (a) Oppolzer, W.; Gaudin, J.-M.; Bedoya-Zurita, M.; Hueso-Rodríguez, J.; Raynham, T. M.; Robyr, C. *Tetrahedron Lett.* **1988**, *29*, 4709. (b) Meng, T.-J.; Hua, Y.-M.; Sun, Y.-J.; Zhu, T.; Wang, S. *Tetrahedron* **2010**, *66*, 8648.
- (4) Oppolzer, W.; Bedoya-Zurita, M.; Switzer, C. Y. *Tetrahedron Lett.* **1988**, *29*, 6433.

- (5) (a) Zhang, L.; Kozmin, S. A. *J. Am. Chem. Soc.* **2005**, *127*, 6962. (b) Yeh, M. C. P.; Pai, H. F.; Lin, Z. J.; Lee, B. R. *Tetrahedron* **2009**, *65*, 4789.
- (6) Yeh, M.-C. P.; Pai, H.-F.; Hsiow, C.-Y.; Wang, Y.-R. *Organometallics* **2010**, *29*, 160.
- (7) (a) Sherry, B. D.; Toste, F. D. *J. Am. Chem. Soc.* **2004**, *126*, 15978. (b) Mauleón, P.; Zeldin, R. M.; González, A. Z.; Toste, F. D. *J. Am. Chem. Soc.* **2009**, *131*, 4513.
- (8) Saito, A.; Konishi, O.; Hanzawa, Y. *Org. Lett.* **2010**, *12*, 372.
- (9) Bae, H. J.; Baskar, B.; An, S. E.; Cheong, J. Y.; Thangadurai, D. T.; Hwang, I. C.; Rhee, Y. H. *Angew. Chem. Int. Ed.* **2008**, *47*, 2263.
- (10) (a) Kraft, M. E.; Hallal, K. M.; Vidhani, D. V.; Cran, J. W. *Org. Biomol. Chem.* **2011**, *9*, 7535. (b) Istrate, F. M.; Gagosz, F. *Beilstein J. Org. Chem.* **2011**, *7*, 878.
- (11) Yeh, M.-C. P.; Lin, M.-N.; Chang, W.-J.; Liou, J.-L.; Shih, Y.-F. *J. Org. Chem.* **2010**, *75*, 6031.
- (12) (a) Teles, J. H.; Brode, S.; Chabanas, M. *Angew. Chem. Int. Ed.* **1998**, *37*, 1415. (b) Fukuda, Y.; Utimoto, K. *J. Org. Chem.* **1991**, *56*, 3729. (c) Tian, G.-Q.; Shi, M. *Org. Lett.* **2007**, *9*, 4917. (d) Barluenga, J.; Diéguez, A.; Fernández, A.; Rodríguez, F.; Fañanás, F. J. *Angew. Chem. Int. Ed.* **2006**, *45*, 2091. (e) Leyva, A.; Corma, A. *J. Org. Chem.* **2009**, *74*, 2067. (f) Marion, N.; Ramón, R. S.; Nolan, S. P. *J. Am. Chem. Soc.* **2009**, *131*, 448. (g) Cui, D.-M.; Meng, Q.; Zheng, J.-Z.; Zhang, C. *Chem. Commun.* **2009**, 1577. (h) Kuram, M. R.; Bhanuchandra, M.; Sahoo, A. K. *J. Org. Chem.* **2010**, *75*, 2247. (i) Zhou, L.; Liu, Y.; Zhang, Y.; Wang, J. *Beilstein J. Org. Chem.* **2011**, *7*, 631. (j) Prasad, K. R.; Nagaraju, C. *Org. Lett.* **2013**, *15*, 2778.
- (13) Marino, J. P.; Jaén, J. C. *Tetrahedron Lett.* **1983**, *24*, 441.
- (14) (a) Mitsunobu, O.; Yamada, M. *Bull. Chem. Soc. Jpn.* **1967**, *40*, 2380. (b) Mitsunobu, O. *Synthesis* **1981**, 1. (c) Yeh, M. C. P.; Liang, C. J.; Huang, T. L.; Hsu, H. J.; Tsau, Y. S. *J. Org. Chem.* **2013**, *78*, 5521.
- (15) (a) Sonogashira, K.; Tohda, Y.; Hagihara, N. *Tetrahedron Lett.* **1975**, *16*, 4467. (b) Chinchilla, R.; Nájera, C. *Chem. Soc. Rev.* **2011**, *40*, 5084. (c) Yeh, M. C. P.; Liang, C. J.; Fan, C. W.; Chiu, W. H.; Lo, J. Y. *J. Org. Chem.* **2012**, *77*, 9707.
- (16) The structure elucidation of the compound was accomplished by X-ray diffraction analysis. CCDC 975323 (**1b**), CCDC 970652 (*exo-2a*), CCDC 970653 (*endo-2a*), CCDC 970654 (*exo-2b*), CCDC 970656 (*exo-2f*), and CCDC 970657 (*exo-2h*) contain the supplementary crystallographic data for this paper. These data can be obtained free of charge from The Cambridge Crystallographic Data Centre via www.ccdc.cam.ac.uk/data_request/cif.
- (17) (a) Ghebregiorgis, T.; Biannic, B.; Kirk, B. H.; Ess, D. H.; Aponick, A. *J. Am. Chem. Soc.* **2012**, *134*, 16307. (b) Aponick, A.; Li, C. Y.; Biannic, B. A. *Org. Lett.* **2008**, *10*, 669. (c) Aponick, A.; Biannic, B. A. *Synthesis* **2008**, 3356.